




www.flitetest.com

FT Mini F-22

Designed By: Josh Bixler
Drawing By: Dan Sponholz



SPECIFICATIONS

DESCRIPTION		IMPERIAL	METRIC
LENGTH		26.25 in	667 mm
CENTER OF GRAVITY	CG	12 in	305 mm
WING SPAN		20 in	508 mm
WING AREA		220 in ²	14.2 dm ²
DRY WEIGHT		4.8 oz	134 g
ALL UP WEIGHT	AUW	7.4 oz	211 g
WING LOADING	WL	4.9 oz/ft ²	14.9 g/dm ²
WING CUBIC LOADING	WCL	3.9	

RECOMMENDED SETTINGS

	THROW	EXPO
ELEVONS	25°	30%



SHEET & TILE KEY



1	2	3	4
5	6	7	8


9	10	11	12
13	14	15	

DRAWING KEY

FOLD TYPES



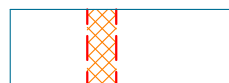
A - FOLD (ABOVE)




B - FOLD (BESIDE)



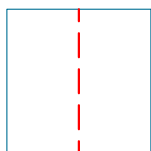
C - FOLD (COVER)



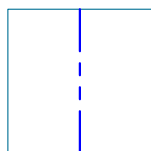
LINE TYPE/COLOR



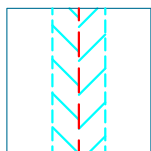
CUT



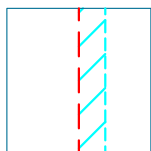
50% SCORE



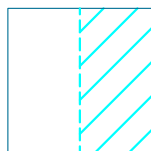
CREASE



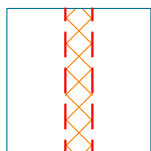
45° DOUBLE
BEVEL



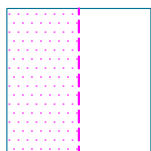
45° SINGLE
BEVEL



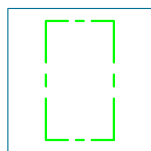
EDGE
BEVEL



CAVITY



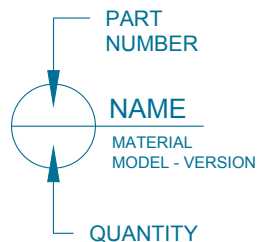
REMOVE
PAPER



REFERENCE/
OPTIONAL



SYMBOLS




MIRRORED
PART



CENTER
OF
GRAVITY
(CG)

FT Mini F-22

Designed By: Josh Bixler
Drawing By: Dan Sponholz



07
1

POWER POD SHIM
FOAM BOARD
FT MINI F-22 - v.1.0

08
1

BELLY PAN
FOAM BOARD
FT MINI F-22 - v.1.0

12
1

WING
FOAM BOARD
FT MINI F-22 - v.1.0

04
1

CANOPY TOP
FOAM BOARD
FT MINI F-22 - v.1.0

03
1

CANOPY SIDE
FOAM BOARD
FT MINI F-22 - v.1.0

45° SINGLE BEVEL

45° SINGLE BEVEL



FT Mini F-22

Designed By: Josh Bixler
Drawing By: Dan Sponholz

